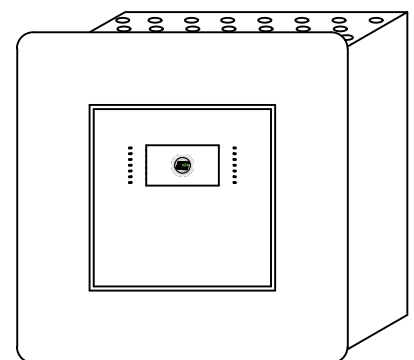
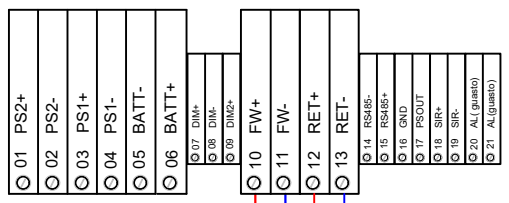


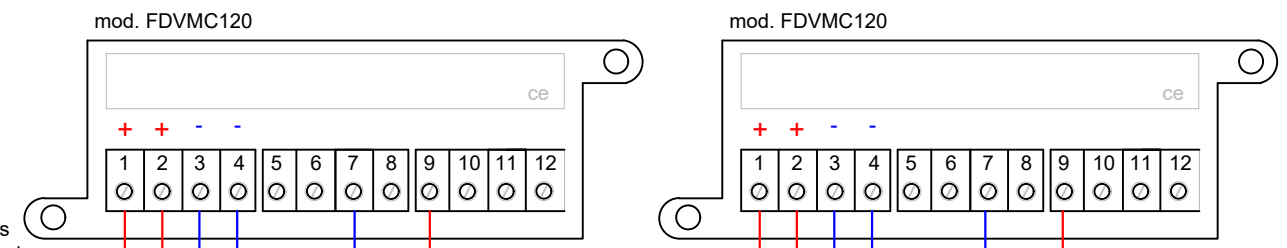
- IT
- collegare la schermatura a terra in un solo punto (in centrale)
  - la schermatura deve essere continua su tutto il cavo
  - i conduttori devono essere isolati dalla schermatura
- EN
- connect the shielding to the ground at one point only (at the control panel)
  - the shielding must be continuous on the entire cable
  - the conductors must be isolated from the shielding



CONNECTOR on CARD TD571  
CONNETTORE su SCHEDA TD571

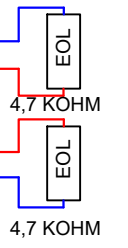
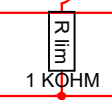
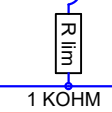


da dispositivi su loop  
from other devices on loop

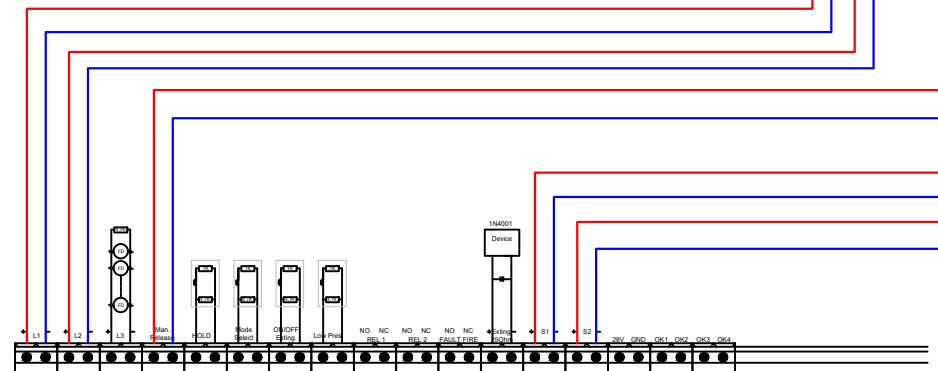
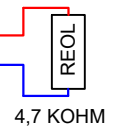
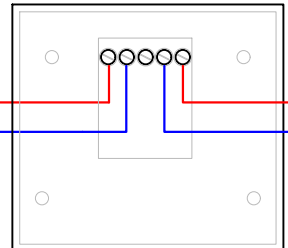


twisted and shielded cable with two wires  
cavo twistato e schermato a due conduttori  
LSZH GR4 EN50200 CEI20-36/20-37

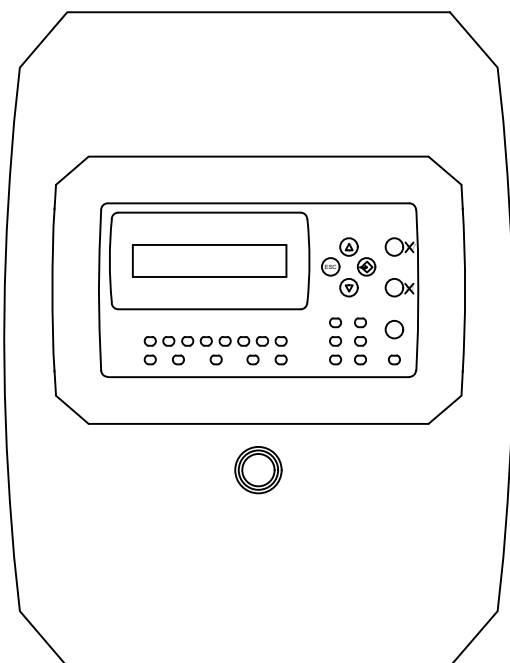
Loop +  
Loop -



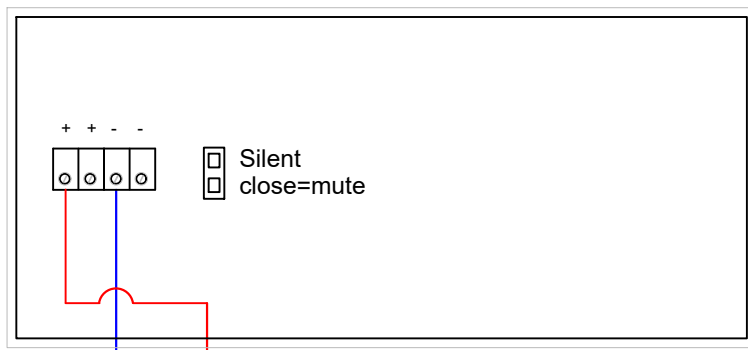
CONVENTIONAL CALL POINT mod. FDCP109  
Call point for the manual activation of the power off  
PULSANTE CONVENZIONALE mod. FDCP109  
Pulsante per l'attivazione manuale dello spegnimento



CENTRALI SPEGNIMENTO mod. FD9000  
EXTINGUISHING CONTROL PANELS

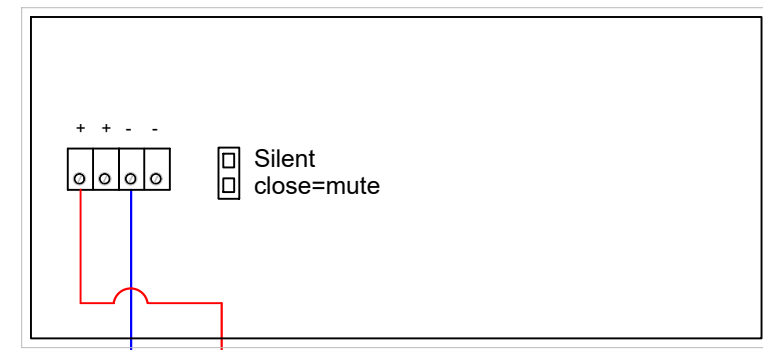


OPTICAL ACUSTIC DISPLAY - TARGA OTTICO ACUSTICA - mod. FD5970



Reol 4,7 k

OPTICAL ACUSTIC DISPLAY - TARGA OTTICO ACUSTICA - mod. FD5970



Reol 4,7 k

REOL = 4,7 KOHM  
RLIM = 1 KOHM

MOD. FD9000 N°040_1	20132 MILANO - Via Giulietti, 8 Tel. +39 02-2592795 +39 02-27201352 Fax +39 02-2593704
FAMILY: FIRE SYSTEM	TYPE: EXTINGUISHING SYSTEMS