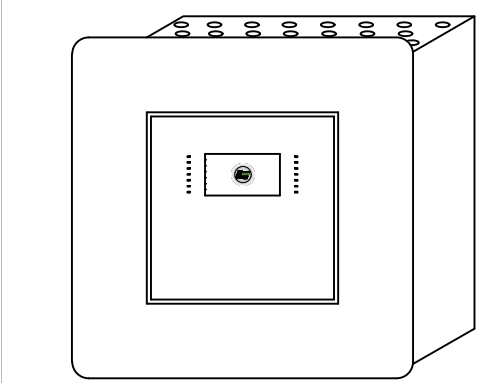
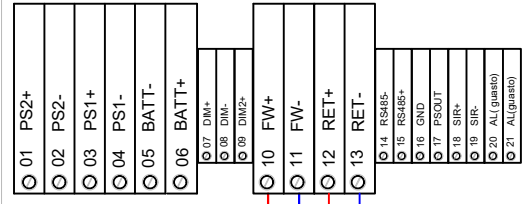


IT
 - collegare la schermatura a terra in un solo punto (in centrale)
 - la schermatura deve essere continua su tutto il cavo
 - i conduttori devono essere isolati dalla schermatura

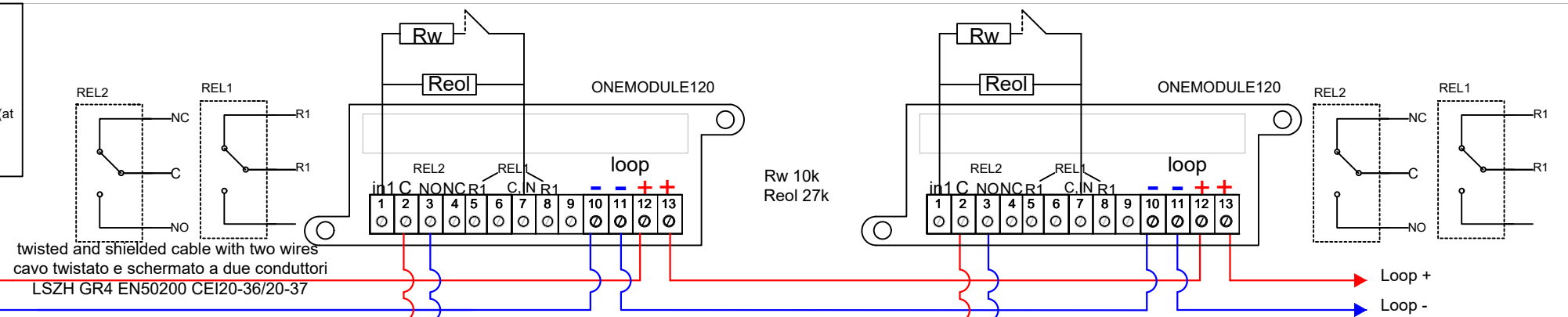
EN
 - connect the shielding to the ground at one point (at the control panel)
 - the shielding must be continuous on the entire cable
 - the conductors must be isolated from the shielding



CONNECTOR on CARD TD571
 CONNETTORE su SCHEDA TD571



da dispositivi su loop
 from other devices on loop



twisted and shielded cable with two wires
 cavo twistato e schermato a due conduttori
 LSZH GR4 EN50200 CEI20-36/20-37

Rw 10k
 Reol 27k

Loop +
 Loop -

1 KOHM

1 KOHM

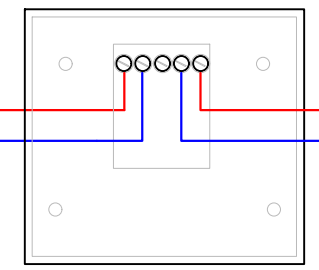
EOL

3 KOHM

3 KOHM

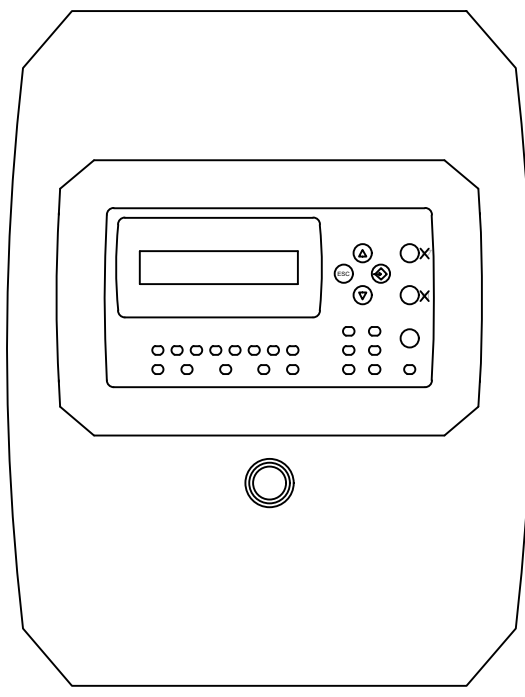
CONVENTIONAL CALL POINT mod. FDCP109
 Call point for the manual activation of the power off

PULSANTE CONVENZIONALE mod. FDCP109
 Pulsante per l'attivazione manuale dello spegnimento

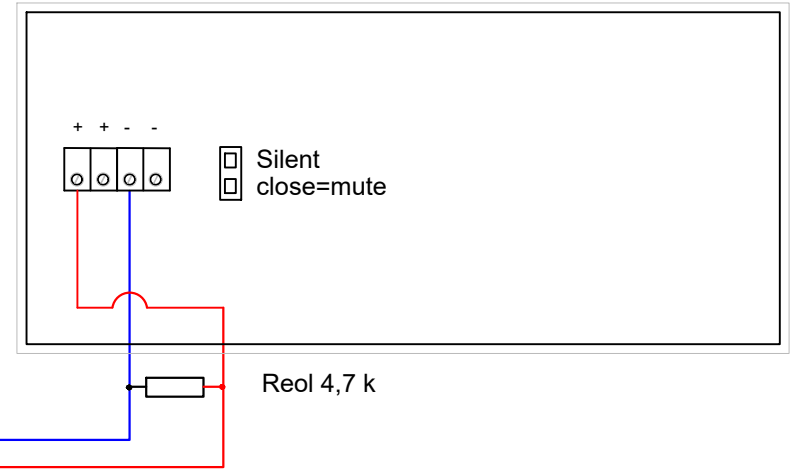


4,7 KOHM

CENTRALI SPEGNIMENTO mod. FD9000
 EXTINGUISHING CONTROL PANELS

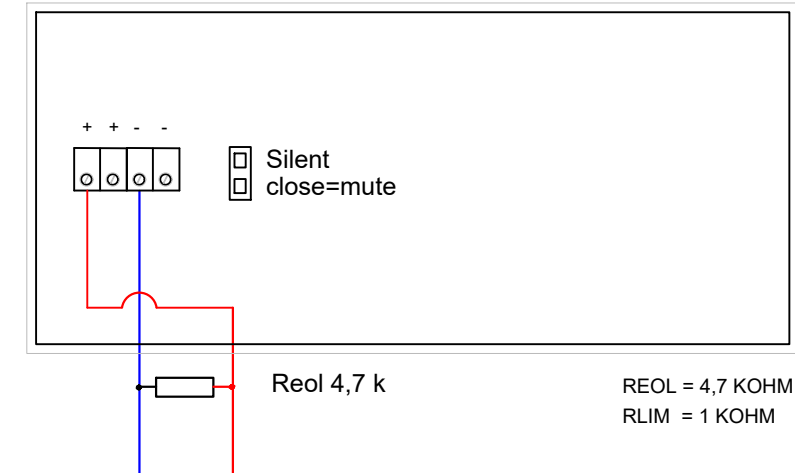


OPTICAL ACUSTIC DISPLAY - TARGA OTTICO ACUSTICA - mod. FD5970



Reol 4,7 k

OPTICAL ACUSTIC DISPLAY - TARGA OTTICO ACUSTICA - mod. FD5970



Reol 4,7 k

REOL = 4,7 KOHM
 RLIM = 1 KOHM

MOD. FD9000 N°040_1_one FAMILY: FIRE SYSTEM	20132 MILANO - Via Giulietti, 8 Tel. +39 02-2592795 +39 02-27201352 Fax +39 02-2593704 TYPE: EXTINGUISHING SYSTEMS