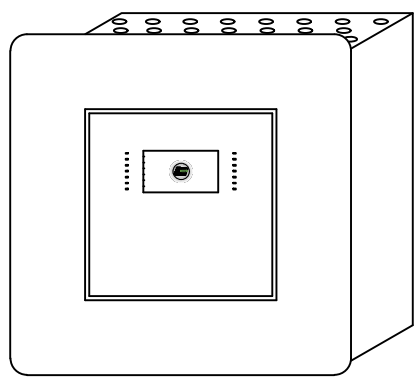
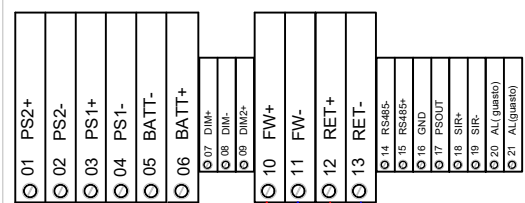


IT  
 - collegare la schermatura a terra in un solo punto (in centrale)  
 - la schermatura deve essere continua su tutto il cavo  
 - i conduttori devono essere isolati dalla schermatura

EN  
 - connect the shielding to the ground at one point only (at the control panel)  
 - the shielding must be continuous on the entire cable  
 - the conductors must be isolated from the shielding

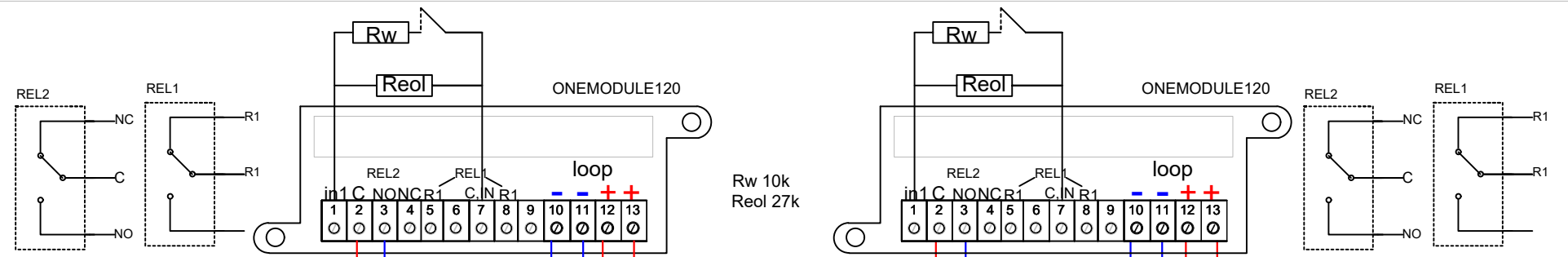


CONNECTOR on CARD TD571  
 CONNETTORE su SCHEDA TD571



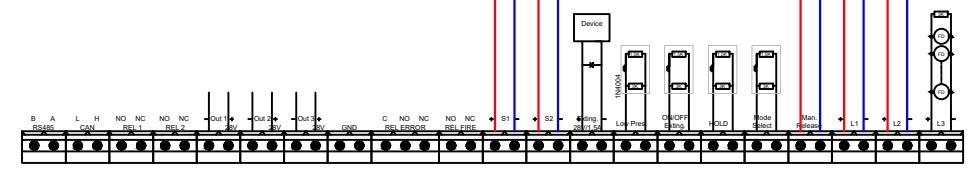
da dispositivi  
 su loop  
 from other  
 devices on loop

twisted and shielded cable with two wires  
 cavo twistato e schermato a due conduttori  
 LSZH GR4 EN50200 CEI20-36/20-37

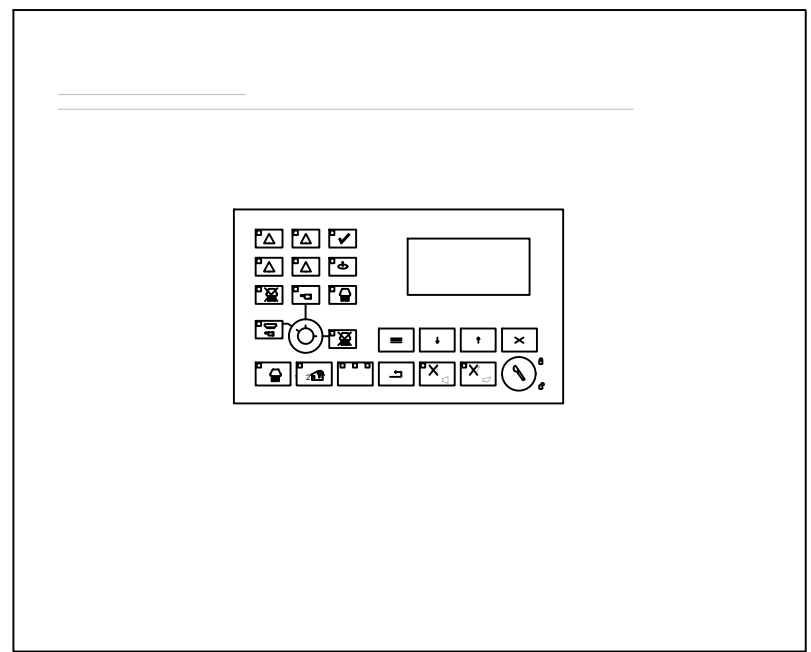


Rw 10k  
 Reol 27k

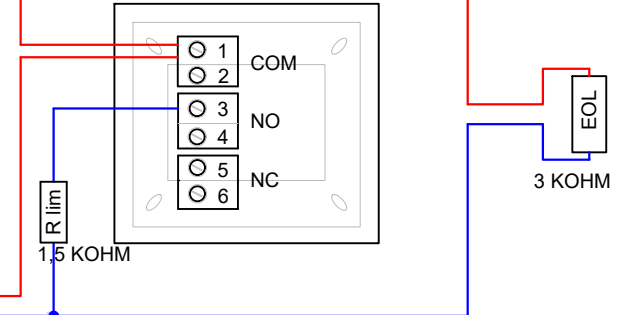
Loop +  
 Loop -



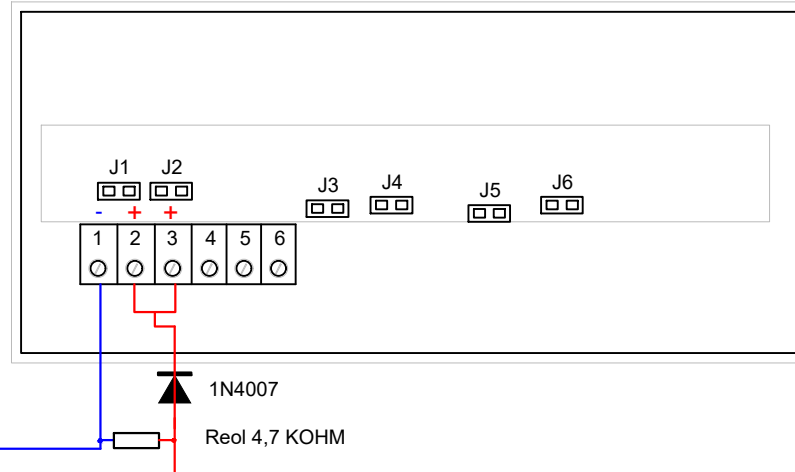
CENTRALI SPEGNIMENTO mod. FD5200  
 EXTINGUISHING CONTROL PANELS



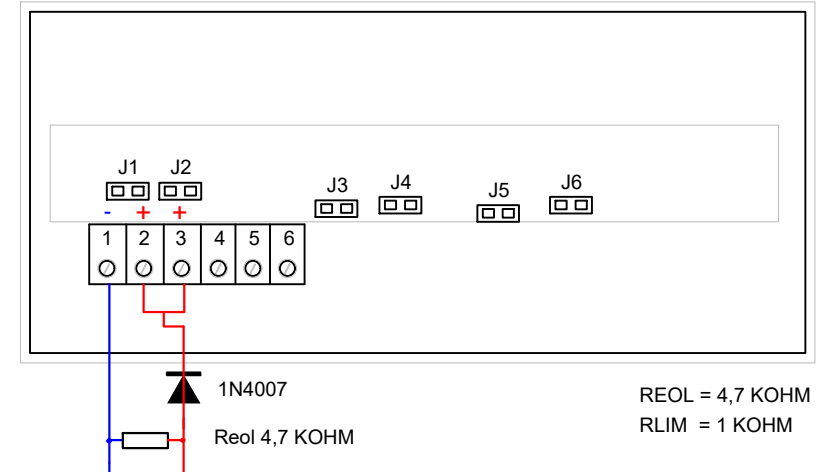
CONVENTIONAL YELLOW CALL POINT  
 Call point for the manual activation of the power off  
 PULSANTE CONVENZIONALE GIALLO mod. FD 1050 Y  
 Pulsante per l'attivazione manuale dello spegnimento



OPTICAL ACUSTIC DISPLAY - TARGA OTTICO ACUSTICA - mod. FD5955



OPTICAL ACUSTIC DISPLAY - TARGA OTTICO ACUSTICA - mod. FD5955



REOL = 4,7 KOHM  
 RLIM = 1 KOHM

	MOD. FD5200
	N°040_one
	FAMILY: FIRE SYSTEM
	TYPE: EXTINGUISHING SYSTEMS
20132 MILANO - Via Giuletta, 8 Tel. +39 02-2592795 +39 02-27201352 Fax +39 02-2593704	