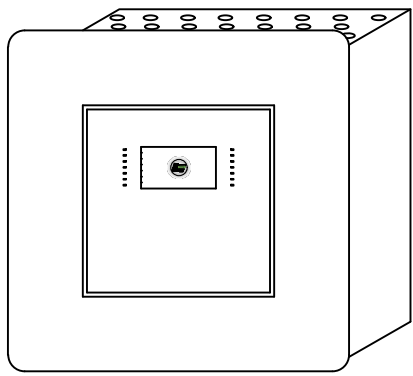


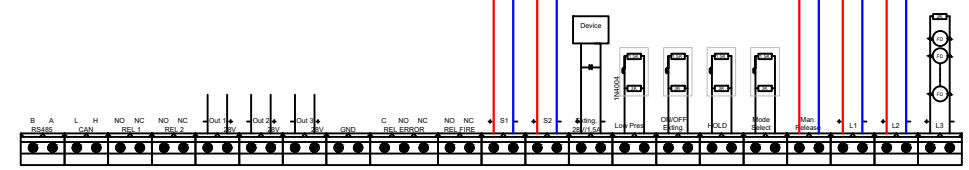
- IT
- collegare la schermatura a terra in un solo punto (in centrale)
 - la schermatura deve essere continua su tutto il cavo
 - i conduttori devono essere isolati dalla schermatura
- EN
- connect the shielding to the ground at one point only (at the control panel)
 - the shielding must be continuous on the entire cable
 - the conductors must be isolated from the shielding



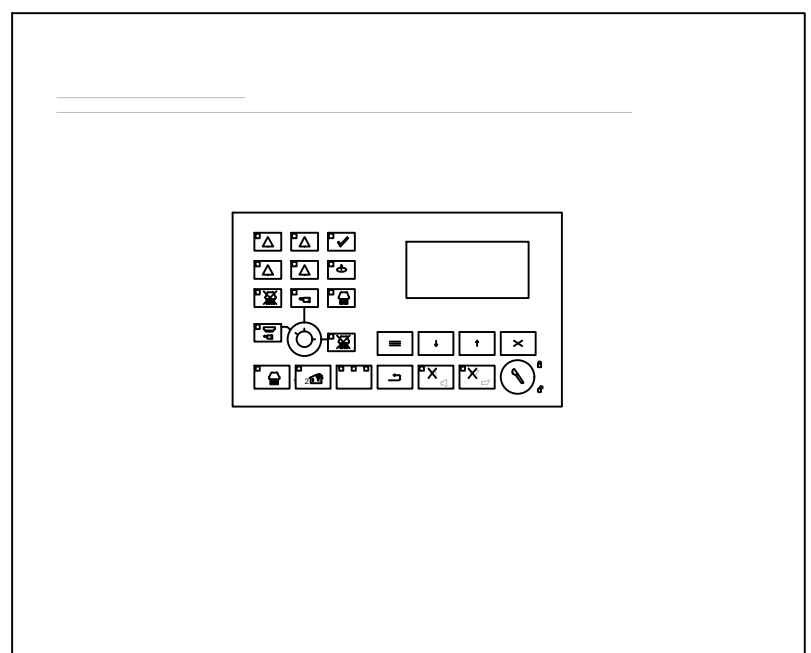
CONNECTOR on CARD TD571
CONNETTORE su SCHEDA TD571



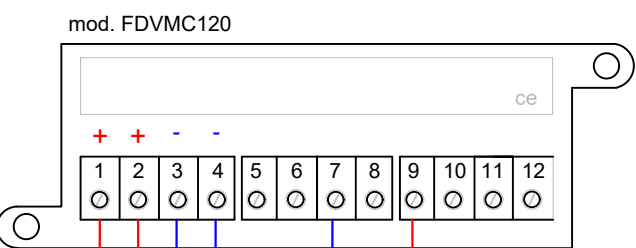
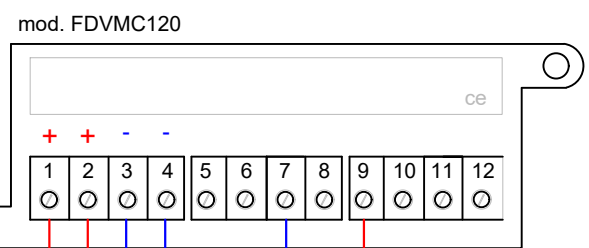
da dispositivi
su loop
from other
devices on loop



CENTRALI SPEGNIMENTO mod. FD5200
EXTINGUISHING CONTROL PANELS



twisted and shielded cable with two wires
cavo twistato e schermato a due conduttori
LSZH GR4 EN50200 CEI20-36/20-37



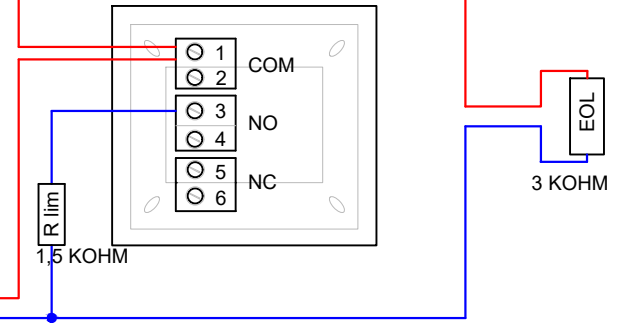
Loop +
Loop -

R lim
1 KOHM

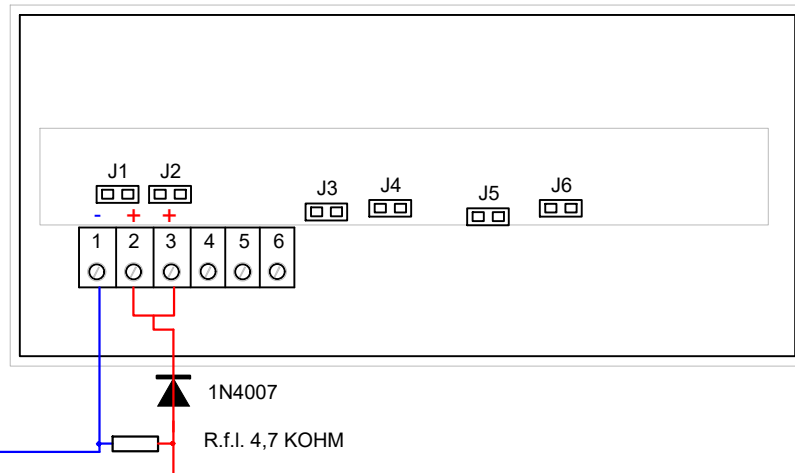
R lim
1 KOHM

EOL
3 KOHM
EOL
3 KOHM

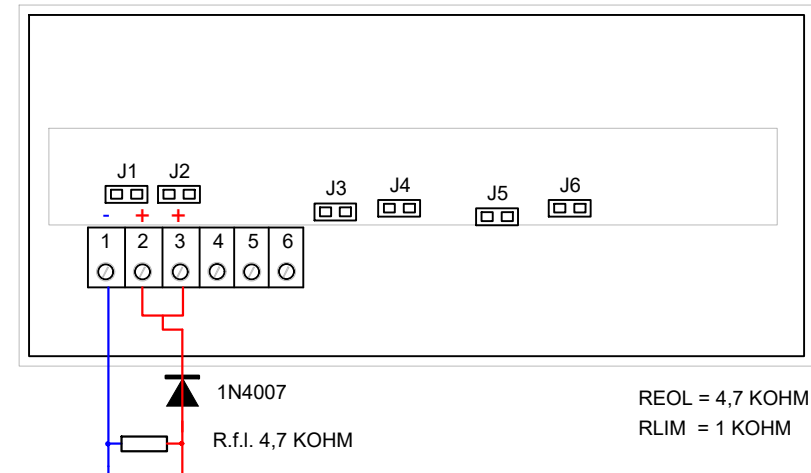
CONVENTIONAL YELLOW CALL POINT
Call point for the manual activation of the power off
PULSANTE CONVENZIONALE GIALLO mod. FD 1050 Y
Pulsante per l'attivazione manuale dello spegnimento



OPTICAL ACUSTIC DISPLAY - TARGA OTTICO ACUSTICA - mod. FD5955



OPTICAL ACUSTIC DISPLAY - TARGA OTTICO ACUSTICA - mod. FD5955



REOL = 4,7 KOHM
RLIM = 1 KOHM

MOD. FD5200	
N°040	
FAMILY: FIRE SYSTEM TYPE: EXTINGUISHING SYSTEMS	
20132 MILANO - Via Giulietti, 8 Tel. +39 02-2592795 +39 02-27201352 Fax +39 02-2593704	