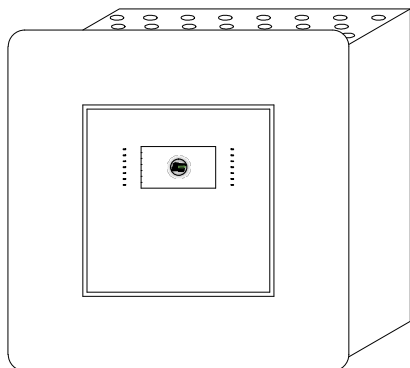
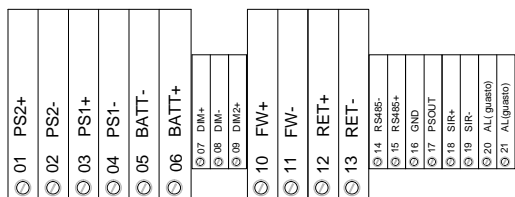


FIRE ALARM BELL FOR INDOOR USE CONNECTION CABLAGGIO CAMPANA AD USO INTERNO

- IT
- collegare la schermatura a terra in un solo punto (in centrale)
 - la schermatura deve essere continua su tutto il cavo
 - i conduttori devono essere isolati dalla schermatura
- EN
- connect the shielding to the ground at one point only (at the control panel)
 - the shielding must be continuous on the entire cable
 - the conductors must be isolated from the shielding



CONNECTOR on CARD TD571
CONNETTORE su SCHEDA TD571

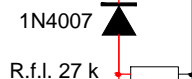
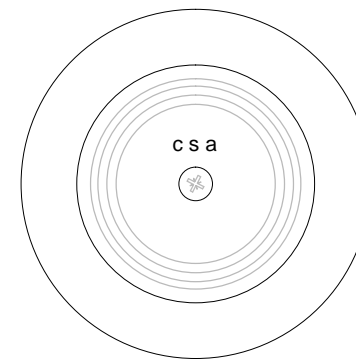
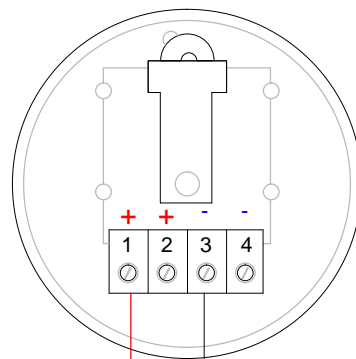


da dispositivi su loop
from other devices on loop

twisted and shielded cable with two wires
cavo twistato e schermato a due conduttori
LSZH GR4 EN50200 CEI20-36/20-37

mod. FD5206

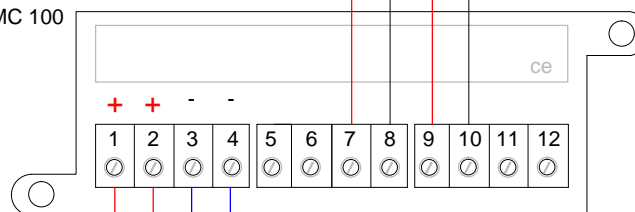
vista frontale - front view - mod. FD5206



24Vcc
gnd

Alimentazione da centrale
o da Alim. supplementare

mod.FDVMC 100



FIRE - Power supply lines
Power cable type: 24 Vdc shielded
Power supply cable chart: 27,6 Vcc
Maximum voltage drop: 4 Vcc
with 1A current
- 1 mmq (34 ohm/Km) Max lenght: 117,6 Mt
- 1,5 mmq (22,5 ohm/Km) Max lenght: 177,7 Mt
- 2,5 mmq (14 ohm/Km) Max lenght: 285,7 Mt

FIRE - Linee di alimentazione
Linea alimentazione tipo: 24 Vdc schermato
Tabella per cavo alimentazione: 27,6 Vcc
Massima caduta di tensione consentita: 4 Vcc
Con una corrente di 1A
- 1 mmq (34 ohm/Km) Dist Max: 117,6 Mt
- 1,5 mmq (22,5 ohm/Km) Dist Max: 177,7 Mt
- 2,5 mmq (14 ohm/Km) Dist Max: 285,7 Mt

Loop +
Loop -

Distances with detectors, modules I/O or call points (max 240 for loop)

- 1250 mt. 2x0,5 mmq
- 1850 mt. 2x0,75 mmq
- 2500 mt. 2x1 mmq
- 3500 mt. 2x1,5 mmq
- 5000 mt. 2x2,5 mmq

For addressable sounder or wireless receivers the distance depends on the quantity of devices.

Distanze con sensori, moduli I/O o pulsanti (max 240 per loop)

- 1250 mt. 2x0,5 mmq
- 1850 mt. 2x0,75 mmq
- 2500 mt. 2x1 mmq
- 3500 mt. 2x1,5 mmq
- 5000 mt. 2x2,5 mmq

Per sirene indirizzate o ricevitori via radio la distanza viene dimensionata in funzione del numero di dispositivi.



MOD. ONE

mod. FD5216



TELEDATA®

20132 MILANO - Via Giuliotti, 8
Tel. +39 02-2592795 +39 02-27201352 Fax +39 02-2593704

P>050

FAMILY: FIRE SYSTEM

TYPE: SIRENS AND BELLS