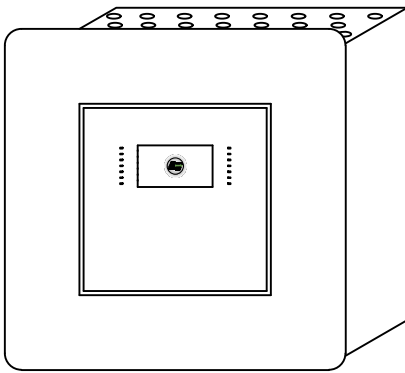
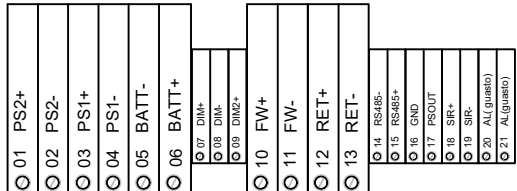


OPTICAL/THERMAL DETECTOR BASE CONNECTION COLLEGAMENTO BASI RIVELATORI OTTICI/TERMICI

- IT
- collegare la schermatura a terra in un solo punto (in centrale)
 - la schermatura deve essere continua su tutto il cavo
 - i conduttori devono essere isolati dalla schermatura
- EN
- connect the shielding to the ground at one point only (at the control panel)
 - the shielding must be continuous on the entire cable
 - the conductors must be isolated from the shielding

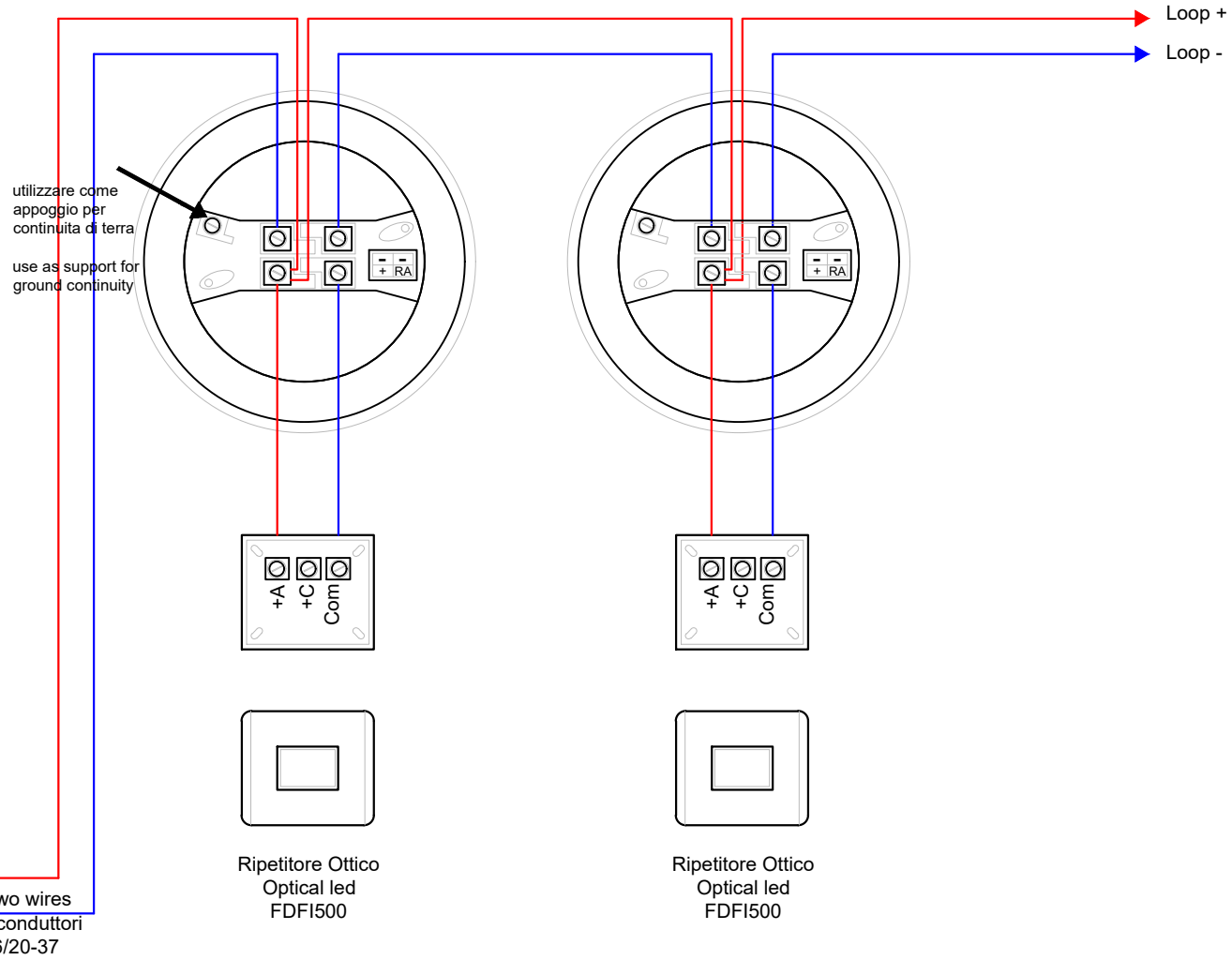


CONNECTOR on CARD TD571
CONNETTORE su SCHEDA TD571



da dispositivi su loop
from other devices on loop

twisted and shielded cable with two wires
cavo twistato e schermato a due conduttori
LSZH GR4 EN50200 CEI20-36/20-37



Distances with detectors, modules I/O or call points (max 240 for loop)

- 1250 mt. 2x0,5 mmq
- 1850 mt. 2x0,75 mmq
- 2500 mt. 2x1 mmq
- 3500 mt. 2x1,5 mmq
- 5000 mt. 2x2,5 mmq

For addressable sounder or wireless receivers the distance depends on the quantity of devices.

Distanze con sensori, moduli I/O o pulsanti (max 240 per loop)

- 1250 mt. 2x0,5 mmq
- 1850 mt. 2x0,75 mmq
- 2500 mt. 2x1 mmq
- 3500 mt. 2x1,5 mmq
- 5000 mt. 2x2,5 mmq

Per sirene indirizzate o ricevitori via radio la distanza viene dimensionata in funzione del numero di dispositivi.

MOD. ONE
mod. SF5100/SF5200
SF5300/SF5100E
SF5200E/SF5300E

20132 MILANO - Via Giulietti, 8
Tel. +39 02-2592795 +39 02-27201352 Fax +39 02-2593704

N°001_at FAMILY: FIRE SYSTEM TYPE: ADDRESSABLE DETECTORS