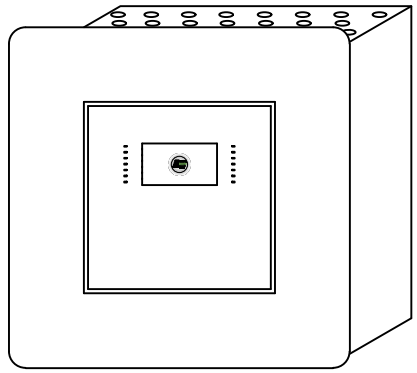


- IT
- collegare la schermatura a terra in un solo punto (in centrale)
 - la schermatura deve essere continua su tutto il cavo
 - i conduttori devono essere isolati dalla schermatura
- EN
- connect the shielding to the ground at one point only (at the control panel)
 - the shielding must be continuous on the entire cable
 - the conductors must be isolated from the shielding

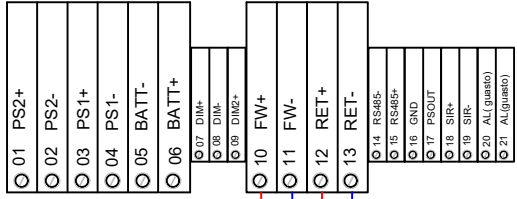
BOX FOR DETECTORS FOR INSTALLATION IN SHAFTS CONNECTION CABLAGGIO BOX PER RILEVATORI DA INSTALLARE IN CONDOTTA

mod. BOX500T

vista frontale - front view - mod. BOX500T

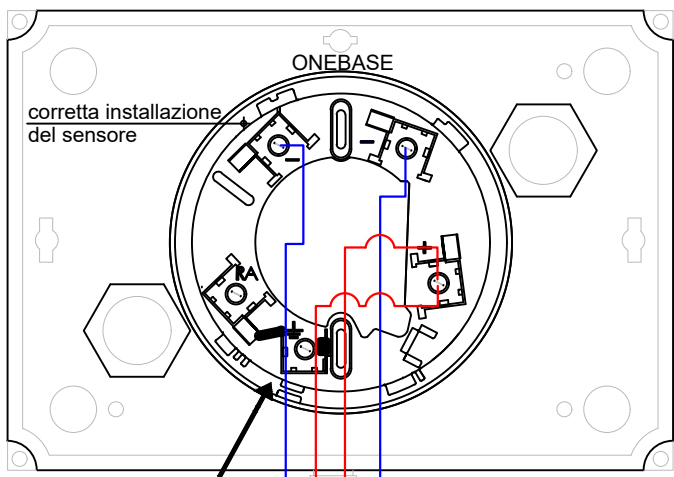


CONNECTOR on CARD TD571
CONNETTORE su SCHEDA TD571

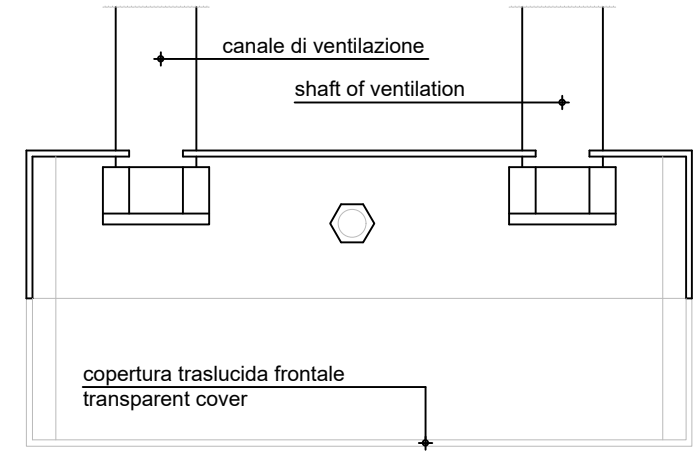


da dispositivi su loop
from other devices on loop

twisted and shielded cable with two wires
cavo twistato e schermato a due conduttori
LSZH GR4 EN50200 CEI20-36/20-37



utilizzare come appoggio per continuita di terra
use as support for ground continuity



copertura traslucida frontale
transparent cover

Loop -
Loop +

Distances with detectors, modules I/O or call points (max 240 for loop)

- 1250 mt. 2x0,5 mmq
- 1850 mt. 2x0,75 mmq
- 2500 mt. 2x1 mmq
- 3500 mt. 2x1,5 mmq
- 5000 mt. 2x2,5 mmq

For addressable sounder or wireless receivers the distance depends on the quantity of devices.

Distanze con sensori, moduli I/O o pulsanti (max 240 per loop)

- 1250 mt. 2x0,5 mmq
- 1850 mt. 2x0,75 mmq
- 2500 mt. 2x1 mmq
- 3500 mt. 2x1,5 mmq
- 5000 mt. 2x2,5 mmq

Per sirene indirizzate o ricevitori via radio la distanza viene dimensionata in funzione del numero di dispositivi.

MOD. ONE
mod. BOX500T
N° 020_one
FAMILY: FIRE SYSTEM TYPE: ACCESSORIES FOR ADDRESSED DETECTORS

20132 MILANO - Via Giulietti, 8
Tel. +39 02-2592795 +39 02-27201352 Fax +39 02-2593704