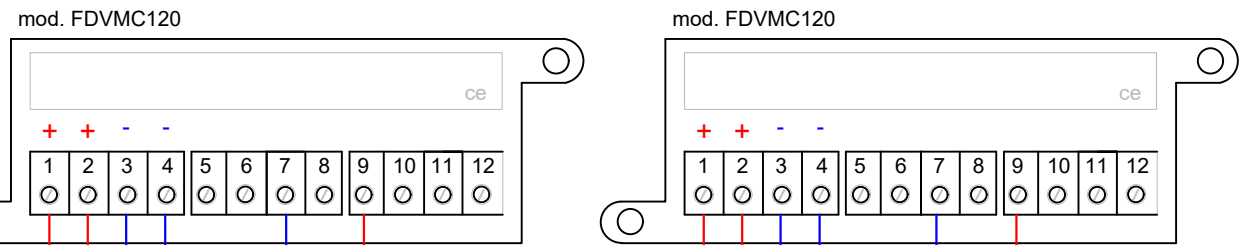
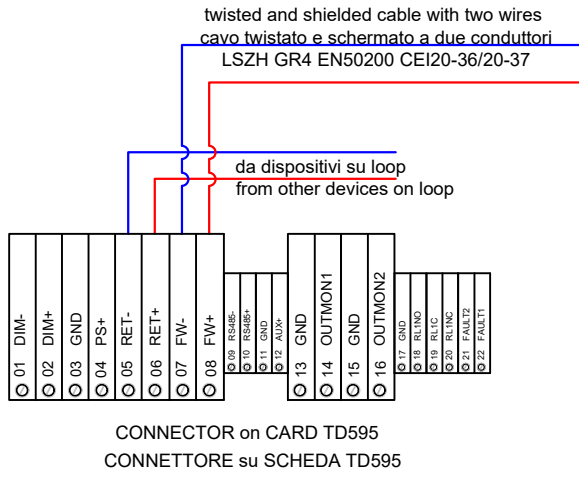
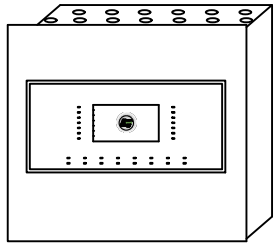
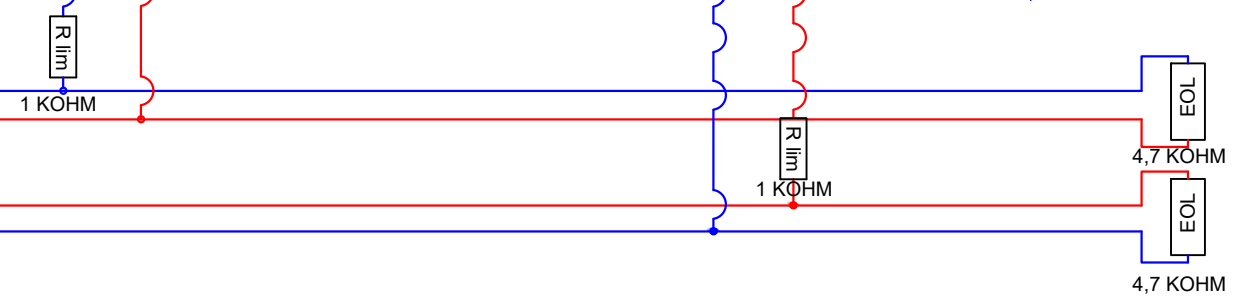


- IT
- collegare la schermatura a terra in un solo punto (in centrale)
 - la schermatura deve essere continua su tutto il cavo
 - i conduttori devono essere isolati dalla schermatura
- EN
- connect the shielding to the ground at one point only (at the control panel)
 - the shielding must be continuous on the entire cable
 - the conductors must be isolated from the shielding



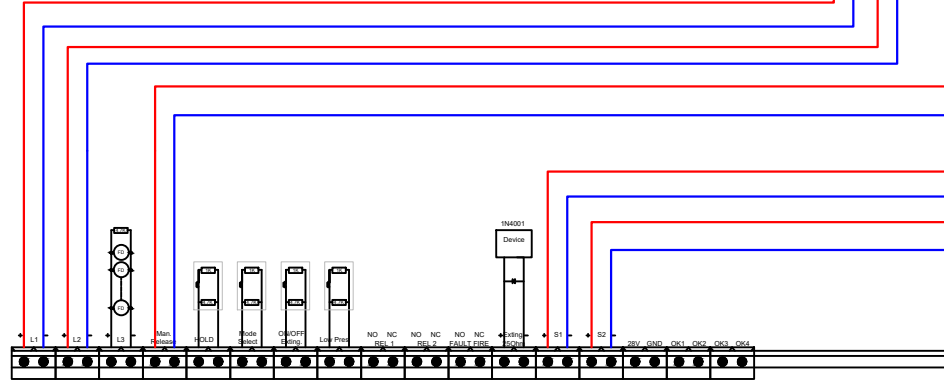
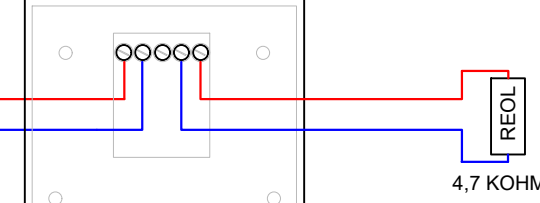
twisted and shielded cable with two wires
cavo twistato e schermato a due conduttori
LSZH GR4 EN50200 CEI20-36/20-37

Loop +
Loop -

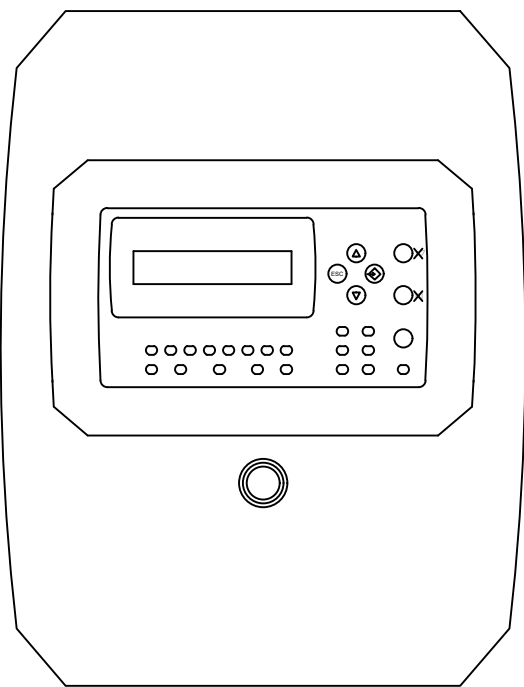


CONVENTIONAL CALL POINT mod. FDCP109
Call point for the manual activation of the power off

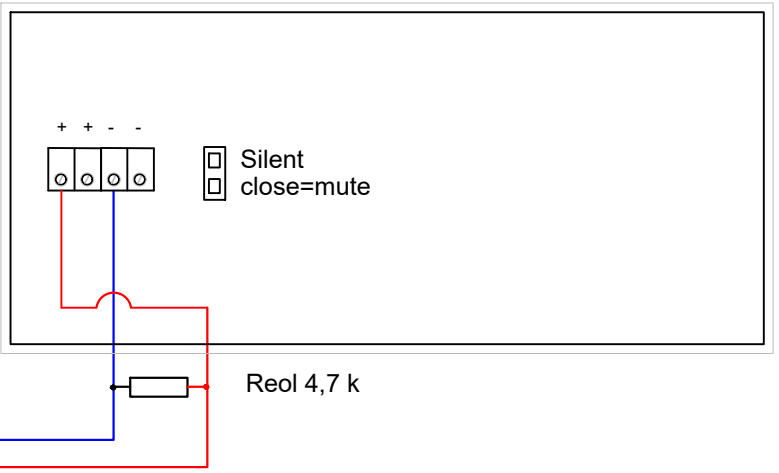
PULSANTE CONVENZIONALE mod. FDCP109
Pulsante per l'attivazione manuale dello spegnimento



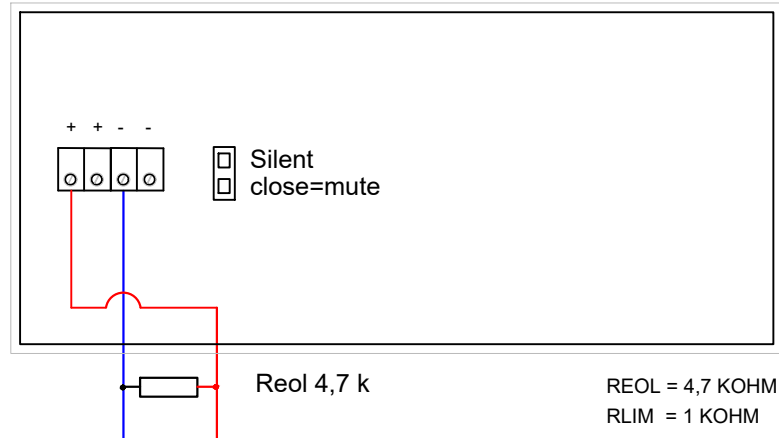
CENTRALI SPEGNIMENTO mod. FD9000
EXTINGUISHING CONTROL PANELS



OPTICAL ACUSTIC DISPLAY - TARGA OTTICO ACUSTICA - mod. FD5970



OPTICAL ACUSTIC DISPLAY - TARGA OTTICO ACUSTICA - mod. FD5970



REOL = 4,7 KOHM
RLIM = 1 KOHM

MOD. FD9000 N°040_1 FAMILY: FIRE SYSTEM	20132 MILANO - Via Giulietti, 8 Tel. +39 02-2592795 +39 02-27201352 Fax +39 02-2593704 TYPE: EXTINGUISHING SYSTEMS