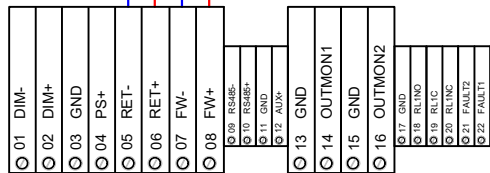


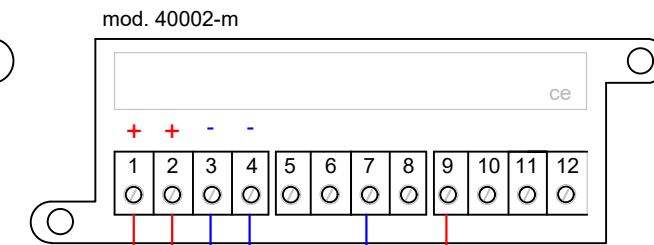
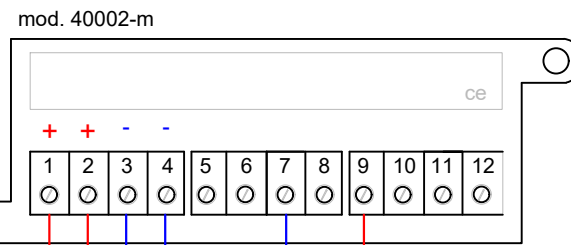
- IT
- collegare la schermatura a terra in un solo punto (in centrale)
 - la schermatura deve essere continua su tutto il cavo
 - i conduttori devono essere isolati dalla schermatura
- EN
- connect the shielding to the ground at one point (at the control panel)
 - the shielding must be continuous on the entire cable
 - the conductors must be isolated from the shielding

twisted and shielded cable with two wires
cavo twistato e schermato a due conduttori
LSZH GR4 EN50200 CEI20-36/20-37

da dispositivi su loop
from other devices on loop

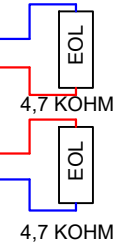
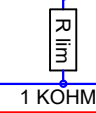


CONNECTOR on CARD TD595
CONNETTORE su SCHEDA TD595



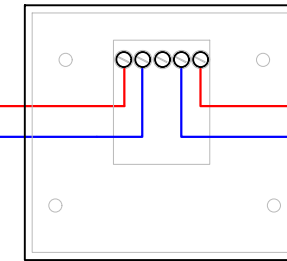
twisted and shielded cable with two wires
cavo twistato e schermato a due conduttori
LSZH GR4 EN50200 CEI20-36/20-37

Loop +
Loop -



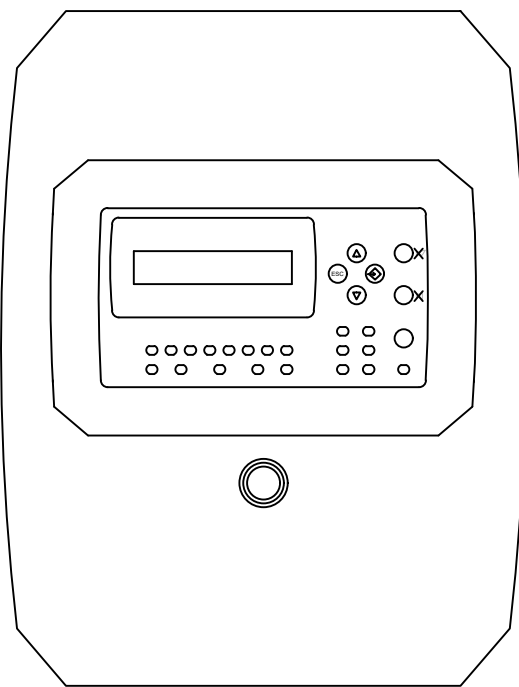
CONVENTIONAL CALL POINT mod. FDCP109
Call point for the manual activation of the power off

PULSANTE CONVENZIONALE mod. FDCP109
Pulsante per l'attivazione manuale dello spegnimento

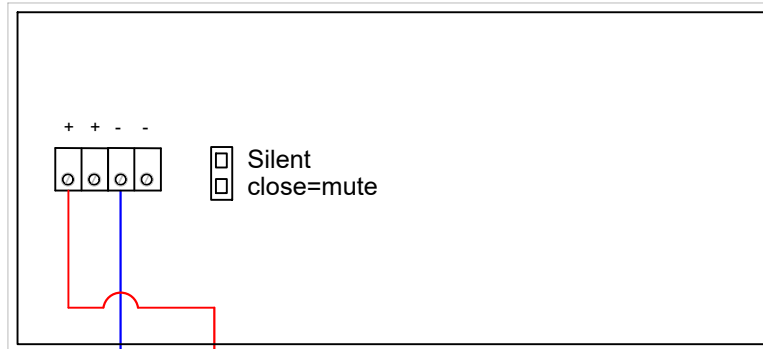


REOL
4,7 KOHM

CENTRALI SPEGNIMENTO mod. FD9000
EXTINGUISHING CONTROL PANELS

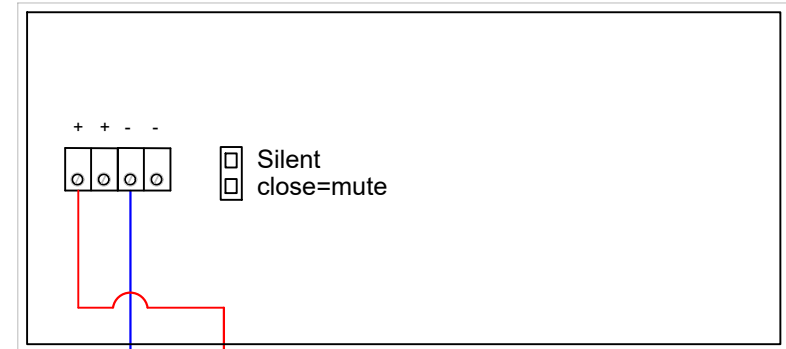


OPTICAL ACUSTIC DISPLAY - TARGA OTTICO ACUSTICA - mod. FD5970



Reol 4,7 k

OPTICAL ACUSTIC DISPLAY - TARGA OTTICO ACUSTICA - mod. FD5970



Reol 4,7 k

REOL = 4,7 KOHM
RLIM = 1 KOHM

MOD. FD9000	20132 MILANO - Via Giulietti, 8 Tel. +39 02-2592795 +39 02-27201352 Fax +39 02-2593704
N°040_1_a	
FAMILY: FIRE SYSTEM	TYPE: EXTINGUISHING SYSTEMS