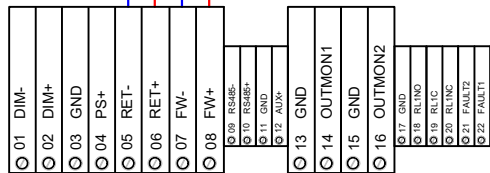


- IT
- collegare la schermatura a terra in un solo punto (in centrale)
  - la schermatura deve essere continua su tutto il cavo
  - i conduttori devono essere isolati dalla schermatura
- EN
- connect the shielding to the ground at one point (at the control panel)
  - the shielding must be continuous on the entire cable
  - the conductors must be isolated from the shielding

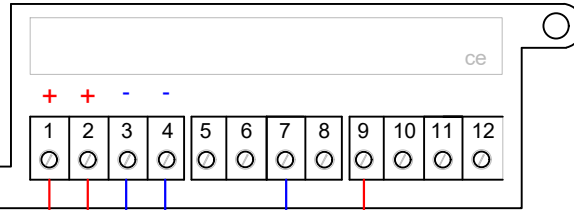
twisted and shielded cable with two wires  
cavo twistato e schermato a due conduttori  
LSZH GR4 EN50200 CEI20-36/20-37

da dispositivi su loop  
from other devices on loop

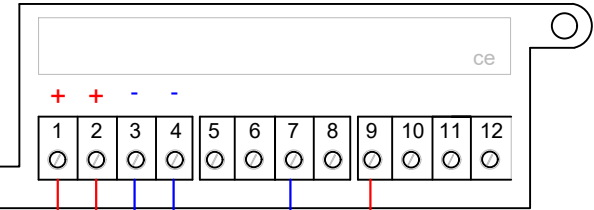


CONNECTOR on CARD TD595  
CONNETTORE su SCHEDA TD595

mod. FDMM02



mod. FDMM02



twisted and shielded cable with two wires  
cavo twistato e schermato a due conduttori  
LSZH GR4 EN50200 CEI20-36/20-37

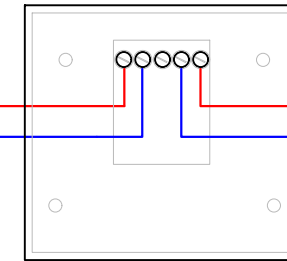
Loop +  
Loop -

Rlim  
1 KOHM

Rlim  
1 KOHM

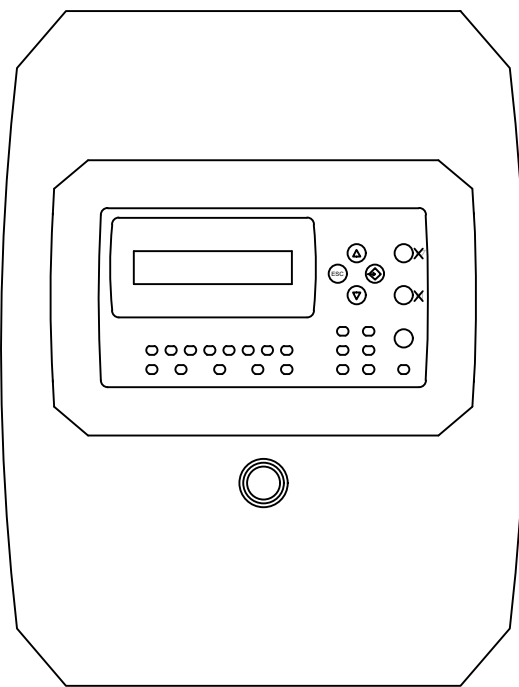
EOL  
4,7 KOHM  
EOL  
4,7 KOHM

CONVENTIONAL CALL POINT mod. FDCP109  
Call point for the manual activation of the power off  
PULSANTE CONVENZIONALE mod. FDCP109  
Pulsante per l'attivazione manuale dello spegnimento

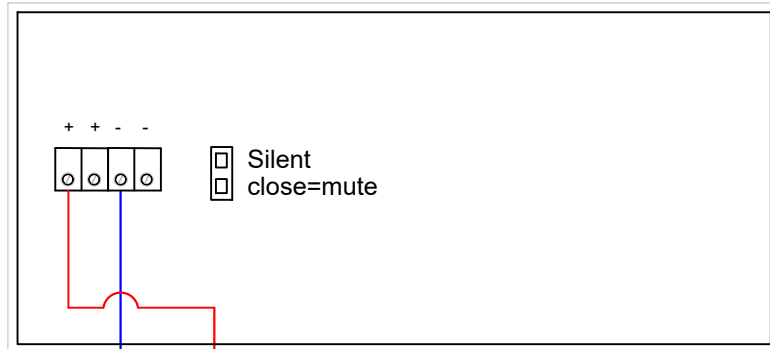


REOL  
4,7 KOHM

CENTRALI SPEGNIMENTO mod. FD9000  
EXTINGUISHING CONTROL PANELS

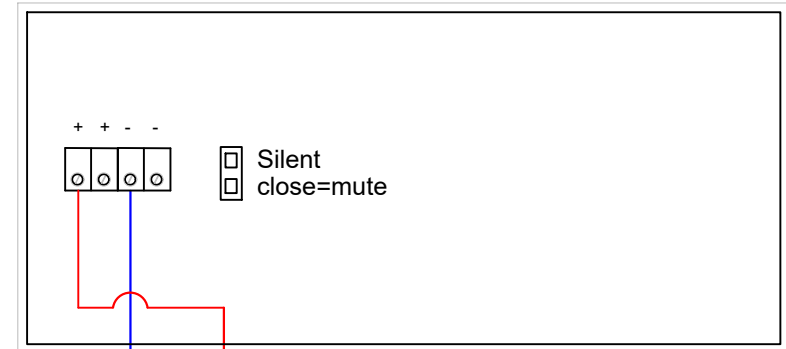


OPTICAL ACUSTIC DISPLAY - TARGA OTTICO ACUSTICA - mod. FD5970



Reol 4,7 k

OPTICAL ACUSTIC DISPLAY - TARGA OTTICO ACUSTICA - mod. FD5970



Reol 4,7 k

REOL = 4,7 KOHM  
RLIM = 1 KOHM

MOD. FD9000	20132 MILANO - Via Giulietti, 8 Tel. +39 02-2592795 +39 02-27201352 Fax +39 02-2593704
N°040_1_at	
FAMILY: FIRE SYSTEM	TYPE: EXTINGUISHING SYSTEMS