

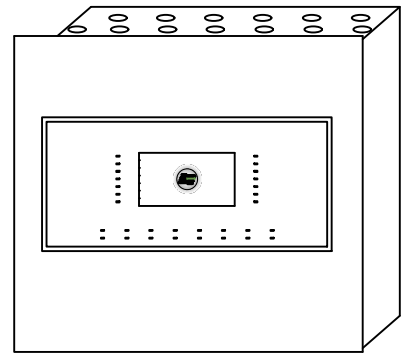
IT

- collegare la schermatura a terra in un solo punto (in centrale)
- la schermatura deve essere continua su tutto il cavo
- i conduttori devono essere isolati dalla schermatura

EN

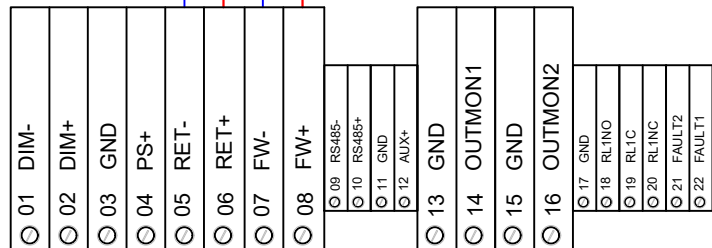
- connect the shielding to the ground at one point only (at the control panel)
- the shielding must be continuous on the entire cable
- the conductors must be isolated from the shielding

ELECTROMAGNETIC BLOCK CONNECTION CABLAGGIO FERMI ELETTROMAGNETICI



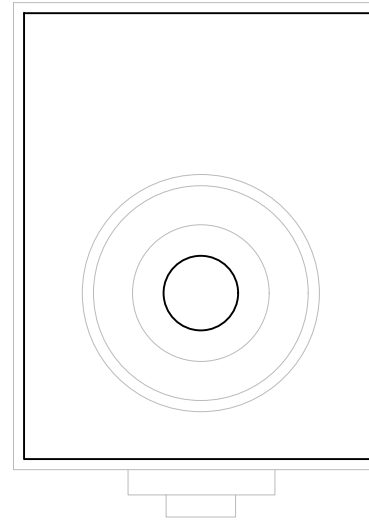
twisted and shielded cable with two wires
cavo twistato e schermato a due conduttori
LSZH GR4 EN50200 CEI20-36/20-37

da dispositivi su loop
from other devices on loop

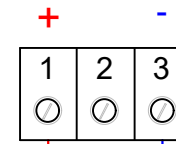
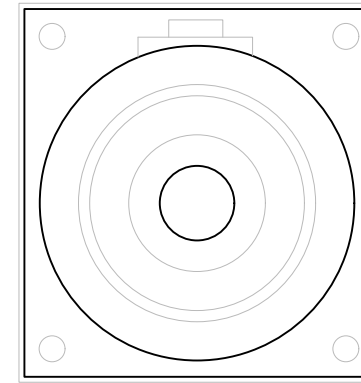


CONNECTOR on CARD TD595
CONNETTORE su SCHEDA TD595

mod. FD_M5411E-F



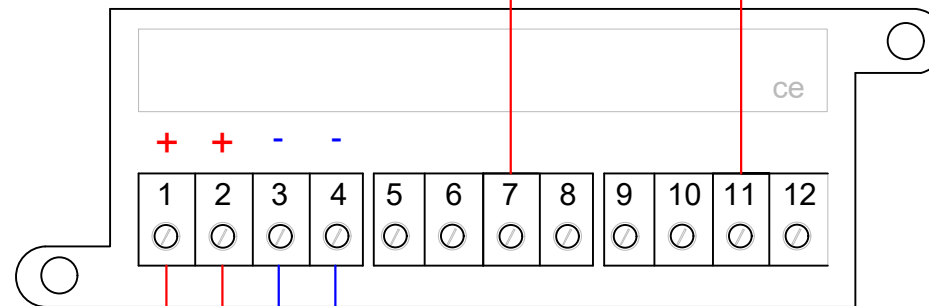
mod. FD_M9412E



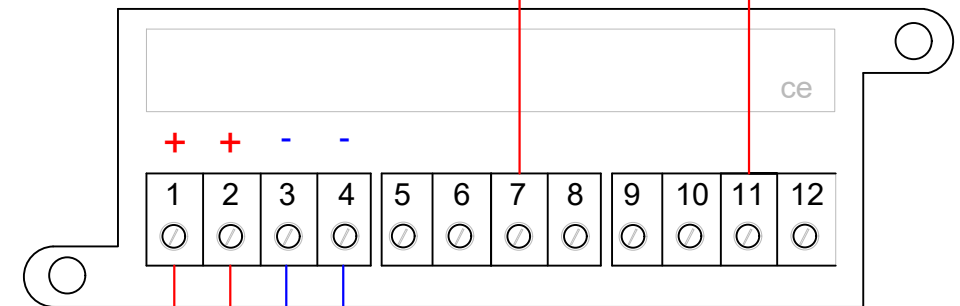
Altri elettromagneti
Other elect. block

Alimentazione da centrale
o da Alim. supplementare.
24Vcc
gnd

mod. 40002-m



mod. 40002-m



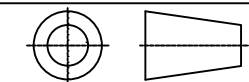
Loop +
Loop -

FIRE - Power supply lines
Power cable type: 24 Vdc shielded
Power supply cable chart: 27,6 Vcc
Maximum voltage drop: 4 Vcc
with 1A current
- 1 mmq (34 ohm/Km) Max lenght: 117,6 Mt
- 1,5 mmq (22,5 ohm/Km) Max lenght: 177,7 Mt
- 2,5 mmq (14 ohm/Km) Max lenght: 285,7 Mt

FIRE - Linee di alimentazione
Linea alimentazione tipo: 24 Vdc schermato
Tabella per cavo alimentazione: 27,6 Vcc
Massima caduta di tensione consentita: 4 Vcc
Con una corrente di 1A
- 1 mmq (34 ohm/Km) Dist Max: 117,6 Mt
- 1,5 mmq (22,5 ohm/Km) Dist Max: 177,7 Mt
- 2,5 mmq (14 ohm/Km) Dist Max: 285,7 Mt

Distances with detectors, modules I/O or call points (max 240 for loop)
- 1250 mt. 2x0,5 mmq
- 1850 mt. 2x0,75 mmq
- 2500 mt. 2x1 mmq
- 3500 mt. 2x1,5 mmq
- 5000 mt. 2x2,5 mmq
For addressable sounder or wireless receivers the distance depends on the quantity of devices.

Distanze con sensori, moduli I/O o pulsanti (max 240 per loop)
- 1250 mt. 2x0,5 mmq
- 1850 mt. 2x0,75 mmq
- 2500 mt. 2x1 mmq
- 3500 mt. 2x1,5 mmq
- 5000 mt. 2x2,5 mmq
Per sirene indirizzate o ricevitori via radio la distanza viene dimensionata in funzione del numero di dispositivi.



MOD. MINIONE
mod. FDM5411E-F
mod. FDM9412E



20132 MILANO - Via Giulietti, 8
Tel. +39 02-2592795 +39 02-27201352 Fax +39 02-2593704

N°058_a FAMILY: FIRE SYSTEM TYPE: ELECTROMAGNETIC BLOCK