

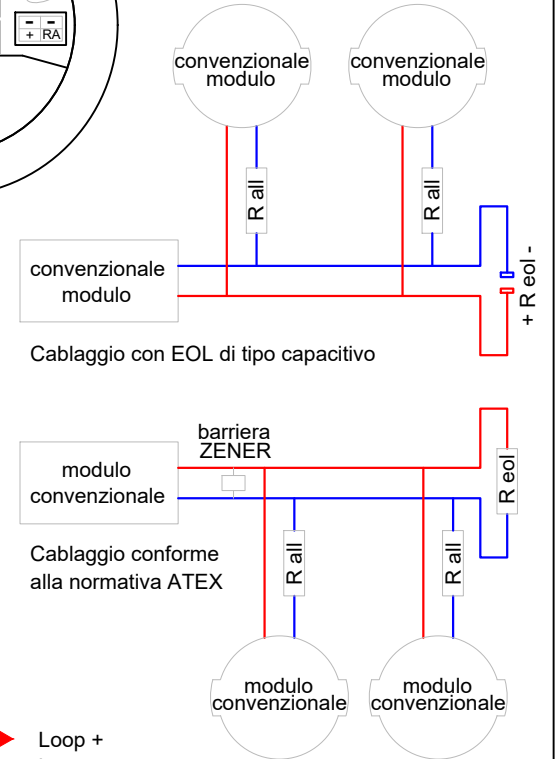
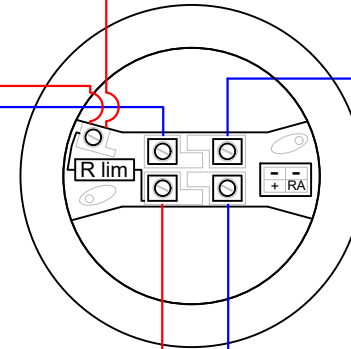
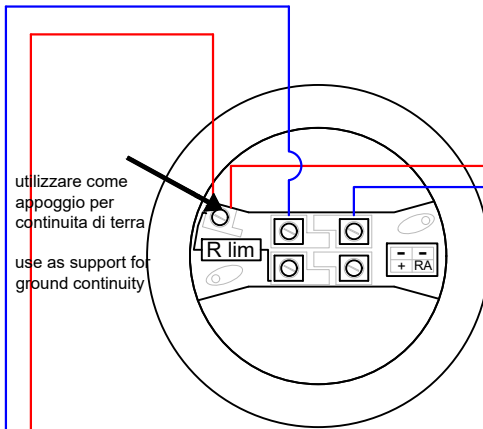
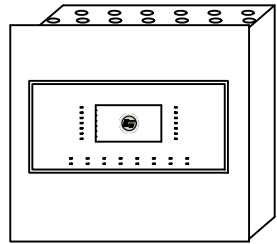
- IT
- collegare la schermatura a terra in un solo punto (in centrale)
 - la schermatura deve essere continua su tutto il cavo
 - i conduttori devono essere isolati dalla schermatura
- EN
- connect the shielding to the ground at one point only (at the control panel)
 - the shielding must be continuous on the entire cable
 - the conductors must be isolated from the shielding

ADDRESSABLE MODULE FOR CONVENTIONAL DETECTORS CONNECTION COLLEGAMENTO MODULO INDIRIZZATO PER SENSORE CONVENZIONALE

BASE CONVENZIONALE - STANDARD BASE mod. BSE100
SENSORI - DETECTOR mod. SF100 SF200 SF 400

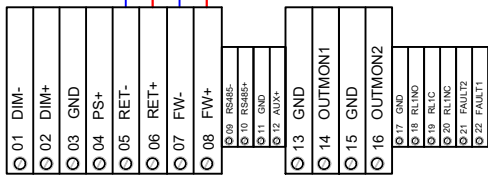
BASE CONVENZIONALE CON RIPETITORE OTTICO mod BSE100 + FDF100
STANDARD BASE WITH REMOTE INDICATOR mod BSE100 + FDF100

SENSORI - DETECTOR mod. SF100 SF200 SF 400

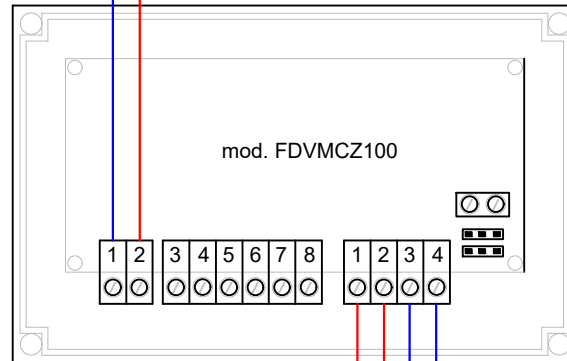


twisted and shielded cable with two wires
cavo twistato e schermato a due conduttori
LSZH GR4 EN50200 CEI20-36/20-37

da dispositivi su loop
from other devices on loop



CONNECTOR on CARD TD595
CONNETTORE su SCHEDA TD595



Loop +
Loop -

Distances with detectors, modules I/O or call points (max 240 for loop)

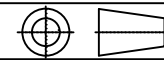
- 1250 mt. 2x0,5 mmq
- 1850 mt. 2x0,75 mmq
- 2500 mt. 2x1 mmq
- 3500 mt. 2x1,5 mmq
- 5000 mt. 2x2,5 mmq

For addressable sounder or wireless receivers the distance depends on the quantity of devices.

Distanze con sensori, moduli I/O o pulsanti (max 240 per loop)

- 1250 mt. 2x0,5 mmq
- 1850 mt. 2x0,75 mmq
- 2500 mt. 2x1 mmq
- 3500 mt. 2x1,5 mmq
- 5000 mt. 2x2,5 mmq

Per sirene indirizzate o ricevitori via radio la distanza viene dimensionata in funzione del numero di dispositivi.



MOD. MINIONE

mod. FDVMCZ100

N°016

FAMILY: FIRE SYSTEM TYPE: MODULE FOR CONVENTIONAL DETECTORS



TELEDATA®

20132 MILANO - Via Giulietti, 8

Tel. +39 02-2592795 +39 02-27201352 Fax +39 02-2593704