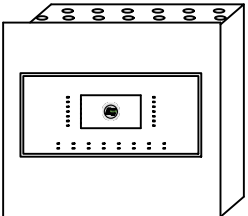
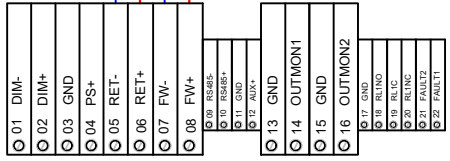


OPTICAL/THERMAL DETECTOR SOUNDER BASE CONNECTION COLLEGAMENTO RIVELATORI OTTICI/TERMICISU BASESOUNDER

- IT
- collegare la schermatura a terra in un solo punto (in centrale)
 - la schermatura deve essere continua su tutto il cavo
 - i conduttori devono essere isolati dalla schermatura
- EN
- connect the shielding to the ground at one point only (at the control panel)
 - the shielding must be continuous on the entire cable
 - the conductors must be isolated from the shielding

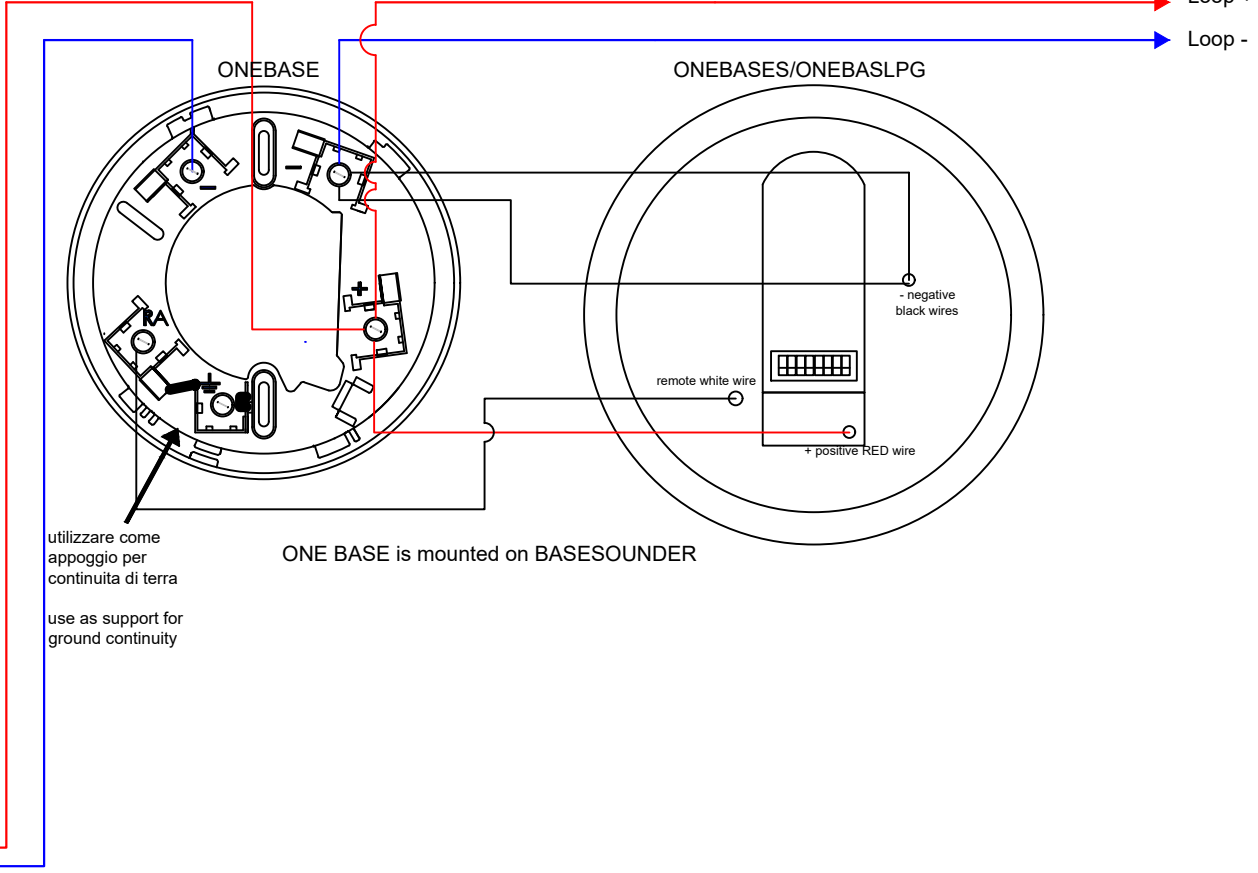


twisted and shielded cable with two wires
cavo twistato e schermato a due conduttori
LSZH GR4 EN50200 CEI20-36/20-37



CONNECTOR on CARD TD595
CONNETTORE su SCHEDA TD595

da dispositivi su loop
from other devices on loop



utilizzare come appoggio per continuita di terra
use as support for ground continuity

Distances with detectors, modules I/O or call points (max 240 for loop)

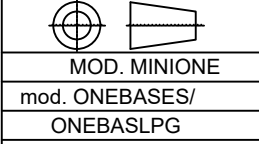
- 1250 mt. 2x0,5 mmq
- 1850 mt. 2x0,75 mmq
- 2500 mt. 2x1 mmq
- 3500 mt. 2x1,5 mmq
- 5000 mt. 2x2,5 mmq

For addressable sounder or wireless receivers the distance depends on the quantity of devices.

Distanze con sensori, moduli I/O o pulsanti (max 240 per loop)

- 1250 mt. 2x0,5 mmq
- 1850 mt. 2x0,75 mmq
- 2500 mt. 2x1 mmq
- 3500 mt. 2x1,5 mmq
- 5000 mt. 2x2,5 mmq

Per sirene indirizzate o ricevitori via radio la distanza viene dimensionata in funzione del numero di dispositivi.



Via Brescia 24/G 20063 Cernusco Sul Naviglio - Milano
Tel. +39 02-2592795 +39 02-27201352

N°066_one FAMILY: FIRE SYSTEM TYPE: ADDRESSABLE DETECTORS