

IT

- collegare la schermatura a terra in un solo punto (in centrale)
- la schermatura deve essere continua su tutto il cavo
- i conduttori devono essere isolati dalla schermatura

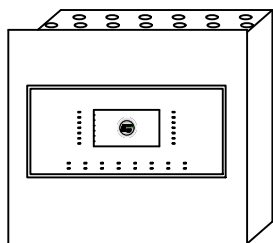
EN

- connect the shielding to the ground at one point only (at the control panel)
- the shielding must be continuous on the entire cable
- the conductors must be isolated from the shielding

ADDRESSABLE SIREN FOR FIRE DETECTORS CONNECTION CABLAGGIO SIRENA INDIRIZZATA PER RILEVATORE ANTINCENDIO

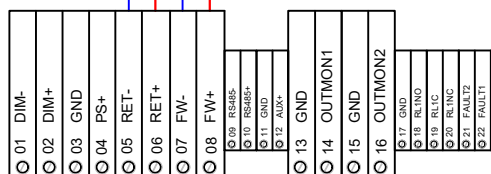
ADDRESSABLE 32 TONE SIREN FOR FIRE DETECTORS
SIRENA INDIRIZZATA PER RILEVATORE ANTINCENDIO
mod. FDVBLS100/32

SIREN FOR FIRE DETECTORS WITH
OPTICAL REMOTE
SIRENA PER RILEVATORE ANTINCENDIO
CON RIPETITORE OTTICO
mod. FDVBLS100/32 + FDF100

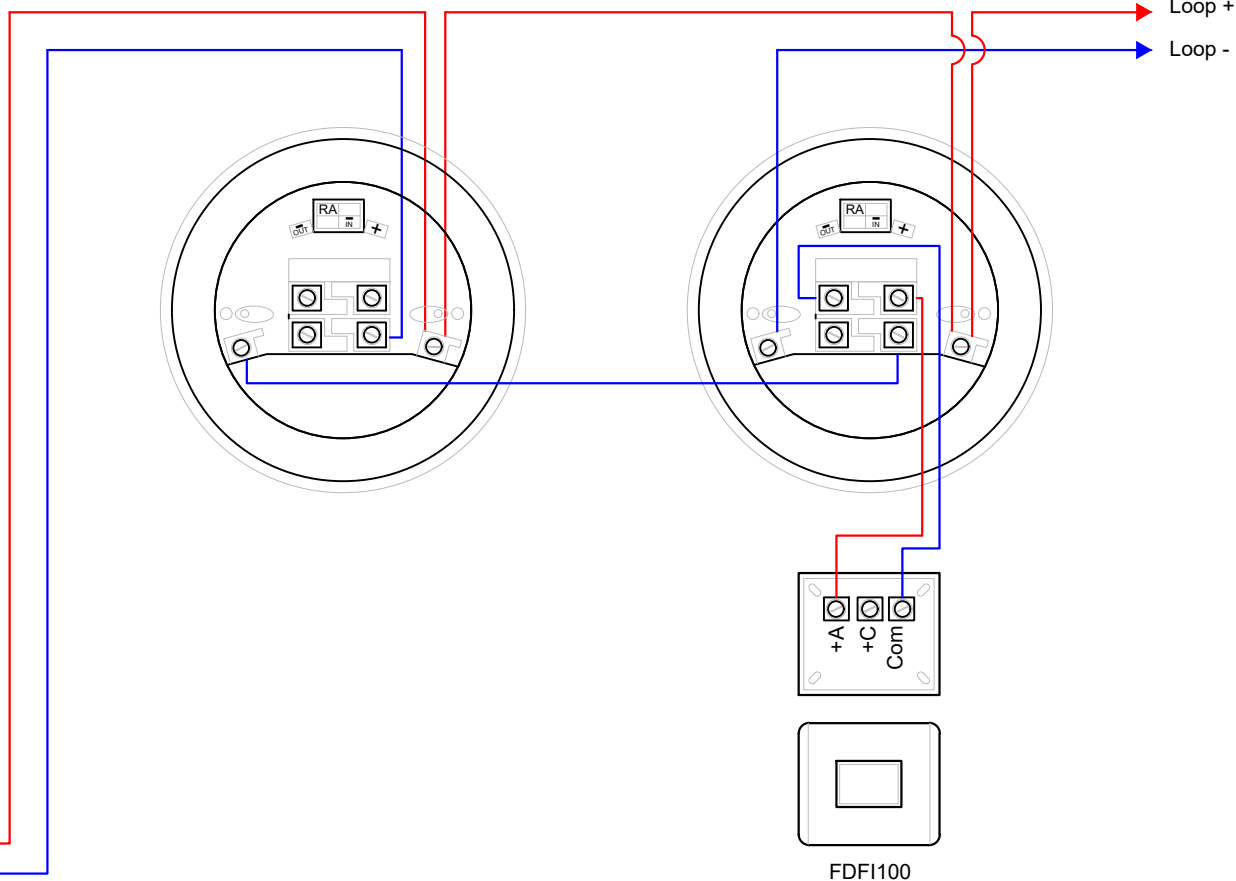


twisted and shielded cable with two wires
cavo twistato e schermato a due conduttori
LSZH GR4 EN50200 CEI20-36/20-37

da dispositivi su loop
from other devices on loop



CONNECTOR on CARD TD595
CONNETTORE su SCHEDA TD595



Distances with detectors, modules I/O or call points (max 240 for loop)

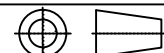
- 1250 mt. 2x0,5 mmq
- 1850 mt. 2x0,75 mmq
- 2500 mt. 2x1 mmq
- 3500 mt. 2x1,5 mmq
- 5000 mt. 2x2,5 mmq

For addressable sounder or wireless receivers the distance depends on the quantity of devices.

Distanze con sensori, moduli I/O o pulsanti (max 240 per loop)

- 1250 mt. 2x0,5 mmq
- 1850 mt. 2x0,75 mmq
- 2500 mt. 2x1 mmq
- 3500 mt. 2x1,5 mmq
- 5000 mt. 2x2,5 mmq

Per sirene indirizzate o ricevitori via radio la distanza viene dimensionata in funzione del numero di dispositivi.



MOD. MINIONE

mod. FDVBLS100/32

N°018

FAMILY: FIRE SYSTEM TYPE: ACCESSORIES FOR ADDRESSED DETECTORS



TELEDATA

20132 MILANO - Via Giulietti, 8

Tel. +39 02-2592795 +39 02-27201352 Fax +39 02-2593704